

FOR LEASE
SECOND GENERATION RESTAURANT

880 BLOSSOM HILL RD.
SAN JOSE, CA

880

PRIME COMMERCIAL
FOR LEASE
408.879.4000

♿
PARKING
ONLY
ONE SPACE

CASUAL MALE XL

PRIME COMMERCIAL
INCORPORATED

www.primecommercialinc.com
408.879.4000 (OFFICE)

DIXIE DIVINE
PRIME COMMERCIAL, INC.
408.313.8900
ddivine@primecommercialinc.com
CA LICENSE NO. 00926251 & 01481181

MARK TSUKUDA
INDUSTRIAL PROPERTY ASSOCIATES
408.656.5316
mark.tsukuda.ipa@gmail.com
CA LICENSE NO 420822

STEVEN DWYER
INDUSTRIAL PROPERTY ASSOCIATES
408.691.4973
iparealestate@comcast.com
CA LICENSE NO. 00664151

PROPERTY HIGHLIGHTS



HIGH TRAFFIC COUNTS

Blossom Hill Rd.	32,000 ADT
Santa Teresa Blvd.	22,066 ADT

DEMOGRAPHICS

	1 Mile	2 Miles	3 Miles
Population	23,600	211,538	443,447
Household Income	\$164,077	\$185,764	\$185,819

- 3,520 square foot second generation restaurant space
- Best location in San Jose at the Southwest Corner of *Santa Teresa Blvd* and *Blossom Hill Road*
- End-cap in Pad fronting Kohl's Department Store
- Strong demographics and high traffic counts
- Across from Westfield Shopping Center, anchored by Macy's, Nordstrom Rack and Target

AVAILABLE SPACE

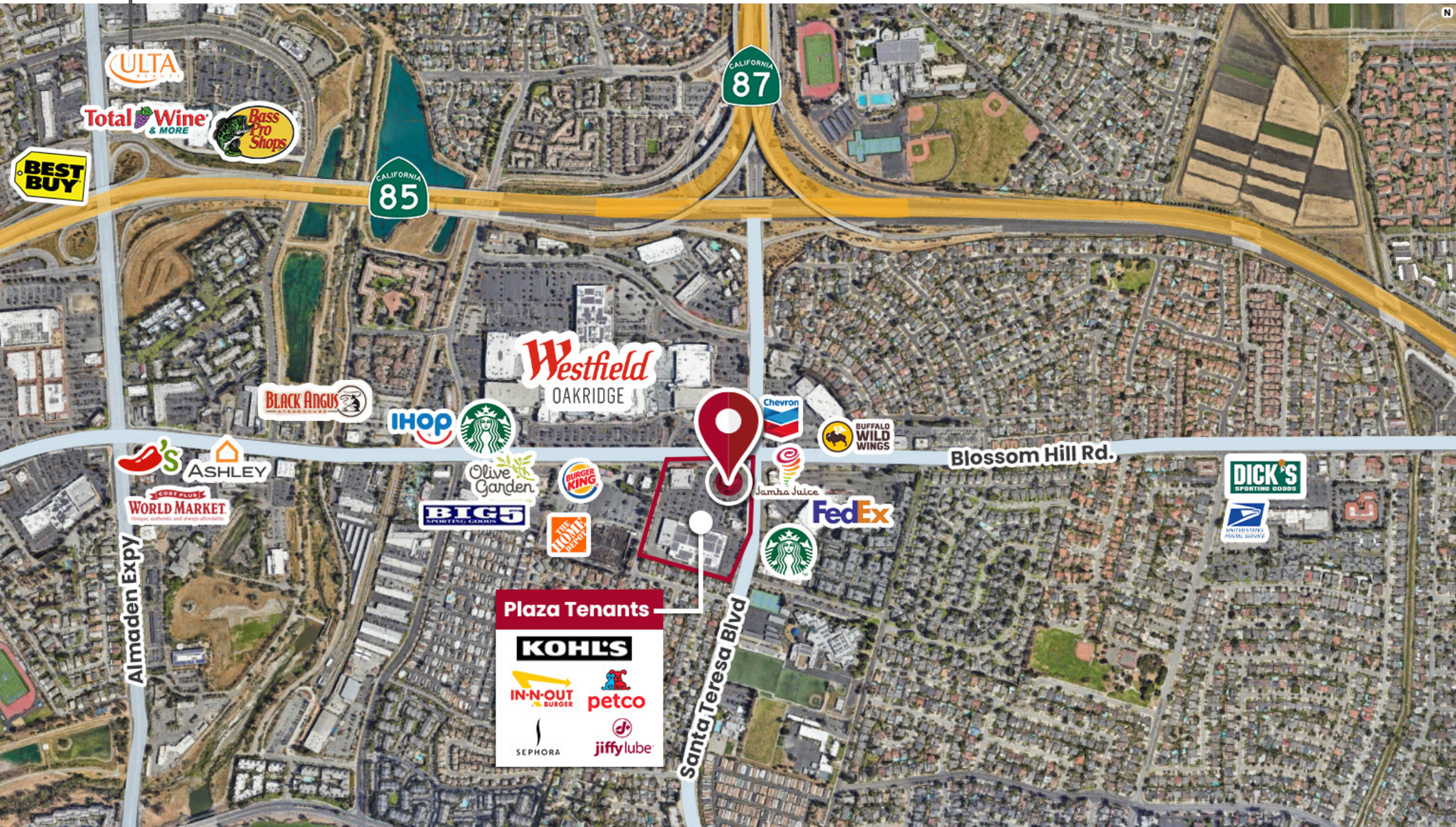
3,520 SQ FT



BLOSSOM HILL RD. - 32,000 CARS PER DAY

SANTA TERESA RD. - 22,066 CARS PER DAY

AERIAL MAP

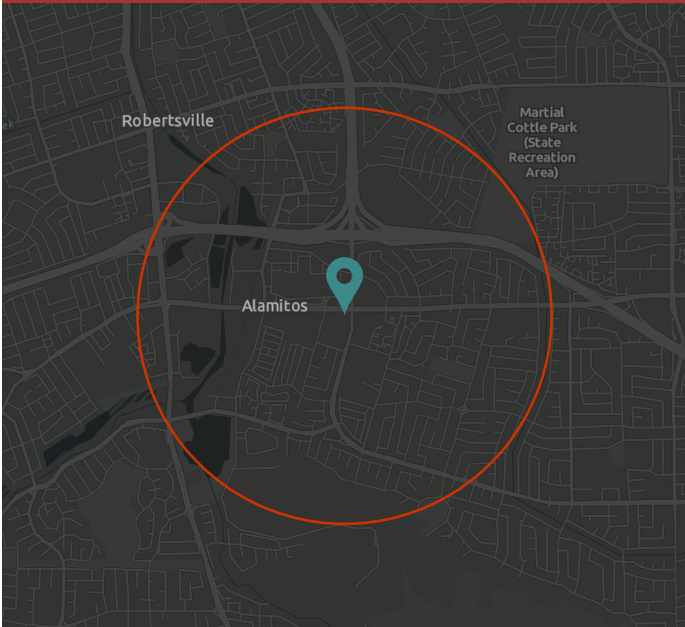


DEMOGRAPHIC PROFILE

DEMOGRAPHIC PROFILE

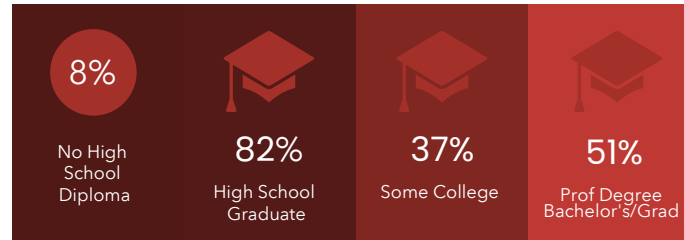
880 Blossom Hill Rd, San Jose, California, 95123

Ring of 1 mile




This infographic contains data provided by Esri. The vintage of the data is 2022, 2027. © 2023 Esri

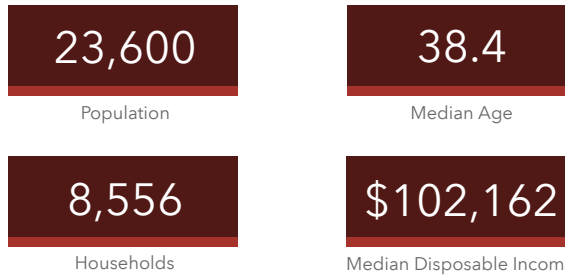
EDUCATION



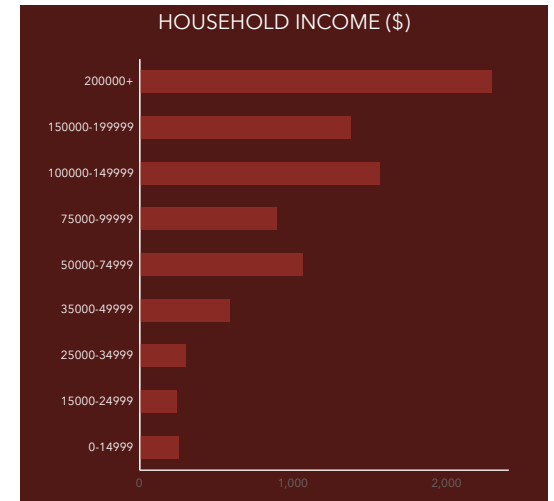
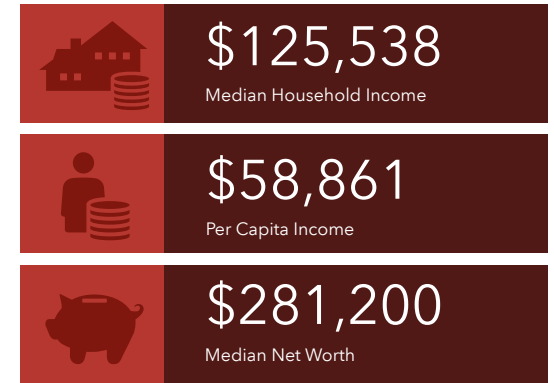
EMPLOYMENT



KEY FACTS



INCOME



For More Information, Please Contact:

PRIME COMMERCIAL, INC.

Dixie Divine
408.879.4001

ddivine@primecommercialinc.com
LIC #: 01481181

INDUSTRIAL PROPERTY ASSOCIATES

Mark Tsukuda
408.656.5316

mark.tsukuda.ipa@gmail.com
LIC #: 4208221

Steven Dwyer
408.691.4973

iparealestate@comcast.net
LIC #: 00664151

 **PRIME COMMERCIAL**
INCORPORATED

Prime Commercial, Inc. has obtained the information contained herein from sources we deem reliable. However, we have not verified its accuracy and make no guarantee, warranty or representation about it. It is subject to errors, modification, omission, change of price and/or terms, prior lease sale or financing, or withdraw without notice. It may include projections, opinions, or assumptions or estimated for example only, and they may represent current or future performance of the property. You and your tax and legal advisors should conduct your own of the property and transaction. The information provided in this brochure are estimates only, not representations, and are not intended to be relied upon for any purpose. All demographic information contained in this brochure is obtained from STDB and esri.