

RETAIL FOR LEASE



THE PLATFORM

All New Build: Retail & Restaurant Shell Spaces Available!

# 1501 BERRYESSA ROAD SAN JOSE, CA



**PC** INC PRIME COMMERCIAL  
INCORPORATED

AGENT CONTACT:

Dixie Divine  
(408) 313-8900

Brennan J. Monro  
(408) 510-6100

PICTURE YOUR BUSINESS AT

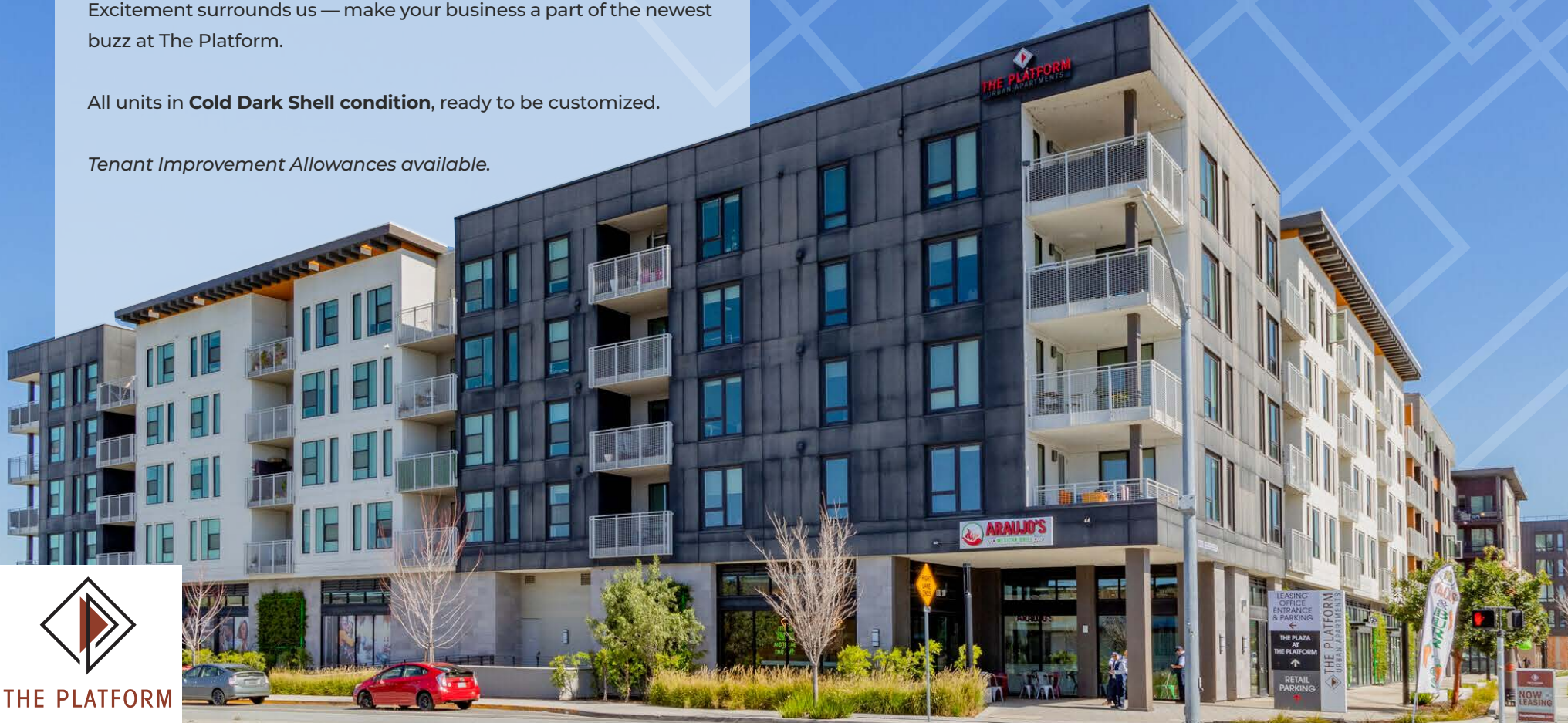
# THE PLATFORM

Enjoy a truly modern urban experience — The Platform is a State of the Art Mixed-Used building with 551 luxury apartments above ground-floor retail. Just minutes from the Berryessa BART Station, the entire Bay Area is just within reach! Adjacent to The Platform is an additional ~4,000 occupied residences and upcoming proposed ~3.4 million SF of new commercial and residential development projects.

Experience what it means to truly be in the center of an urban hub. Excitement surrounds us — make your business a part of the newest buzz at The Platform.

All units in **Cold Dark Shell condition**, ready to be customized.

*Tenant Improvement Allowances available.*



THE PLATFORM  
1501 BERRYESSA RD  
SAN JOSE, CA



## PROPERTY HIGHLIGHTS:

- Urban Mixed-Used Building with 551 Luxury Apartments
- High Visibility at Signalized intersection on Berryessa Road
- Minutes away from Berryessa BART Station
- Now Seeking Retail & Restaurant Tenants
- *Tenant Improvement Allowances Available*

**TYPE:** Retail / Restaurant

**CONDITION:** Cold Dark Shell, TIA Available

**PRICE:** \$3.00 - \$3.25 / SF + NNN \$1.21

## AVAILABLE UNITS:

• <b>RETAIL :</b>	<u>1,290 SF</u>	• <b>RESTAURANT :</b> <i>(First Generation, Type 1 Hood Build-Out Possible)</i>	<u>2,182 SF</u>
	<u>1,433 SF</u>		<u>2,193 SF</u>
	<u>2,346 SF</u>		<u>2,983 SF</u>
	<u>3,521 SF</u>		<u>3,203 SF</u>
	<u>3,481 SF</u>		

THE PLATFORM  
THE PLATFORM  
THE PLATFORM  
THE PLATFORM  
THE PLATFORM

# THE PLATFORM THE PLATFORM THE PLATFORM

## SITE PLAN

BLOCK 9 & 10



SIERRA RD

DE ROME DR

FLEA MARKET PL

BERRYESSA RD



THE PLATFORM  
1501 BERRYESSA RD  
SAN JOSE, CA

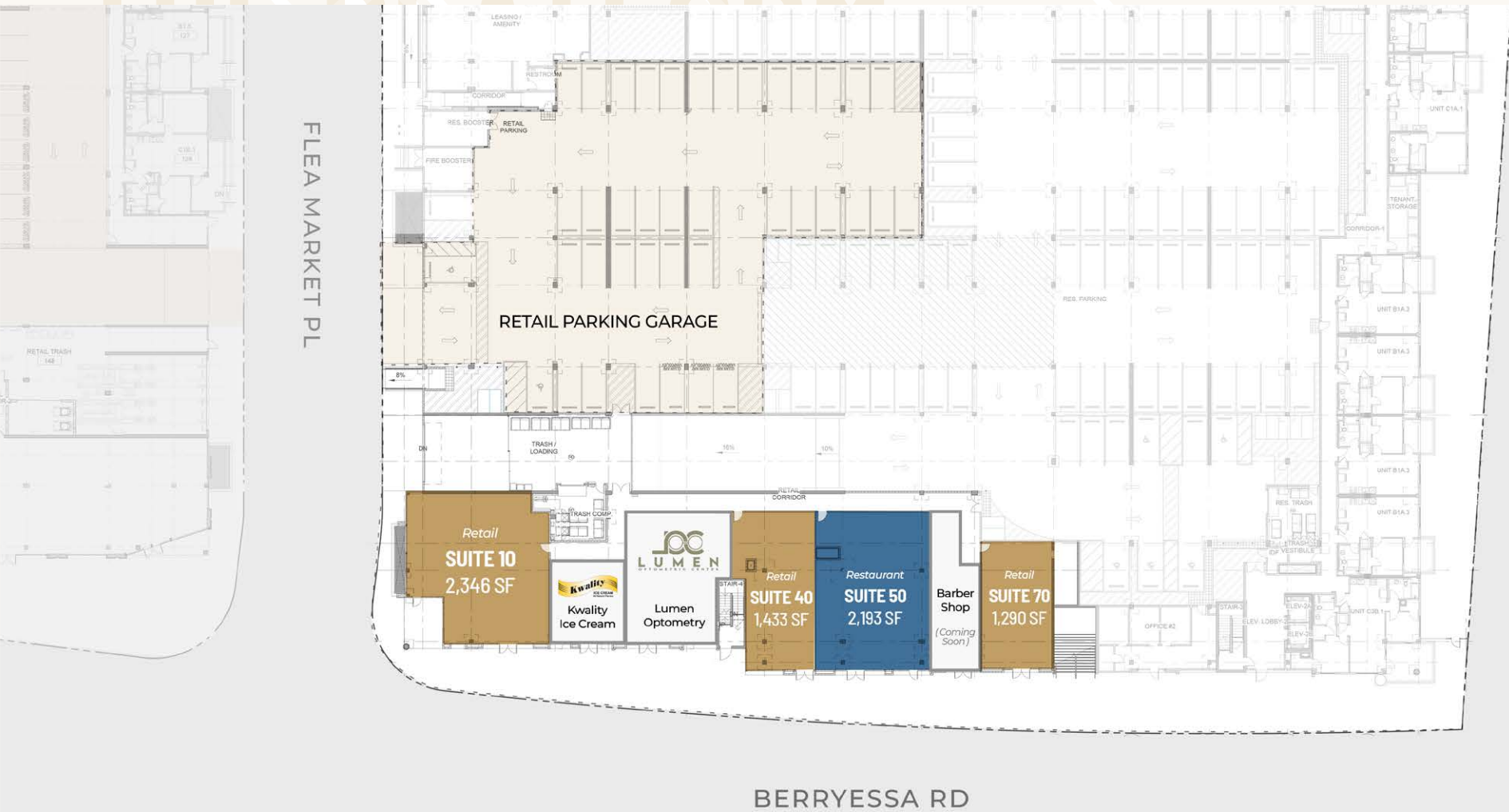
# THE PLATFORM

# THE PLATFORM

# THE PLATFORM

## SITE PLAN

BLOCK 11



**THE PLATFORM**  
1501 BERRYESSA RD  
SAN JOSE, CA



THE PLATFORM  
 THE PLATFORM  
 THE PLATFORM  
 THE PLATFORM  
 THE PLATFORM

### DEMOGRAPHICS

	1 MILE	2 MILES	3 MILES
Total Population	26,620	244,685	566,054
Avg. House Hold Income	\$190,204	\$170,473	\$178,858
Daytime Population	26,852	306,023	680,601

### TRAFFIC COUNTS

Berryessa Road (Cars Per Day)	26,620 ADT
Berryessa BART Station (Ridership)	49,373 Monthly Riders*

\*Source: October 2024 Ridership Report, www.bart.gov

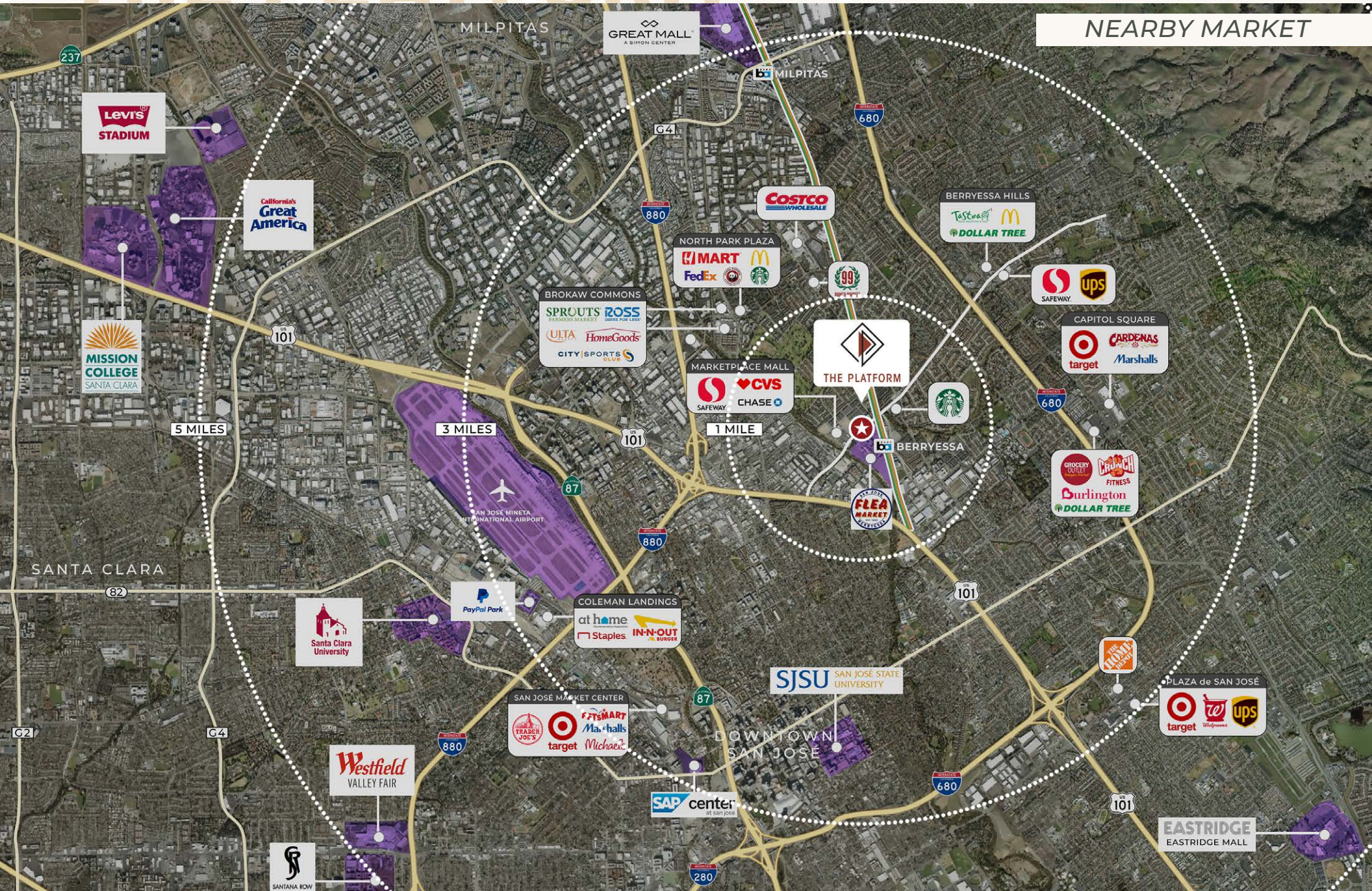


**THE PLATFORM**  
 1501 BERRYESSA RD  
 SAN JOSE, CA

# THE PLATFORM THE PLATFORM

## AERIAL MAP

NEARBY MARKET





## CONTACT:

### DIXIE DIVINE

Lic. 00926251 & 01481181

[DDivine@primecommercialinc.com](mailto:DDivine@primecommercialinc.com)

(408) 313 - 8900

### BRENNAN J. MONRO

Lic. 02180211

[BMonro@primecommercialinc.com](mailto:BMonro@primecommercialinc.com)

(408) 560 - 6100



[www.primecommercialinc.com](http://www.primecommercialinc.com) | OFFICE: (408) 879-4000

Prime Commercial, Incorporated © 2025 - Prime Commercial, Inc. has obtained the information contained herein from sources we deem reliable. However, we have not verified its accuracy and make no guarantee, warranty or representation about it. It is subject to errors, modification, omission, change of price and/or terms, prior lease sale or financing, or withdraw without notice. It may include projections, opinions, or assumptions or estimated for example only, and they may represent current or future performance of the property. You and your tax and legal advisors should conduct your own of the property and transaction. The information provided in this brochure are estimates only, not representations, and are not intended to be relied upon for any purpose. All demographic information contained in this brochure is obtained from esri via STDB.