

The Rose Building

1885 The Alameda, San Jose



PRIME COMMERCIAL
INCORPORATED

EXCLUSIVE AGENT: DENISE LUPRETTA
dlupretta@primecommercialinc.com

1543 Lafayette Street • Suite C
Santa Clara • CA • 95050

Office 408.879.4000 | Cell 408.314.3240
WWW.PRIMECOMMERCIALINC.COM

Prime Commercial, Inc. has obtained the information contained herein from sources we deem reliable. However, we have not verified its accuracy and make no guarantee, warranty or representation about it. It is subject to errors, modification, omission, change of price and/or terms, prior lease sale or financing, or withdraw without notice. It may include projections, opinions, or assumptions or estimated for example only, and they may represent current or future performance of the property. You and your tax and legal advisors should conduct your own of the property and transaction. The information provided in this brochure are estimates only, not representations, and are not intended to be relied upon for any purpose. All demographic information contained in this brochure is obtained from esri.

The Rose Building

1885 The Alameda, San Jose

Property Features

- Professional office building with courtyard
- Full service lease (internet & phone not included)
- Easy Access to HWY 880, Valley Fair Mall and walking distance to local dining
- Convenient access to HWY 880
- Reasonable rates
- Free on-site parking

Office Spaces Available

Mixed use of open & private offices

Suite 100	175 SF	First Floor
Suite 200	1,048 SF	Second Floor
Suite 211	849 SF	Second Floor
Suite 212	528 SF	Second Floor
Suite 214	292 SF *	Second Floor

**Must Be Combined with Suite 200 or 212*

Demographics

	1 Mile	3 Miles	5 Miles
Population	21,351	190,539	610,199



PRIME COMMERCIAL
INCORPORATED

EXCLUSIVE AGENT: DENISE LUPRETTA
dlupretta@primecommercialinc.com

1543 Lafayette Street • Suite C
Santa Clara • CA • 95050

Office 408.879.4000 | Fax 408.879.4004
WWW.PRIMECOMMERCIALINC.COM

Prime Commercial, Inc. has obtained the information contained herein from sources we deem reliable. However, we have not verified its accuracy and make no guarantee, warranty or representation about it. It is subject to errors, modification, omission, change of price and/or terms, prior lease sale or financing, or withdraw without notice. It may include projections, opinions, or assumptions or estimated for example only, and they may represent current or future performance of the property. You and your tax and legal advisors should conduct your own of the property and transaction. The information provided in this brochure are estimates only, not representations, and are not intended to be relied upon for any purpose. All demographic information contained in this brochure is obtained from esri.

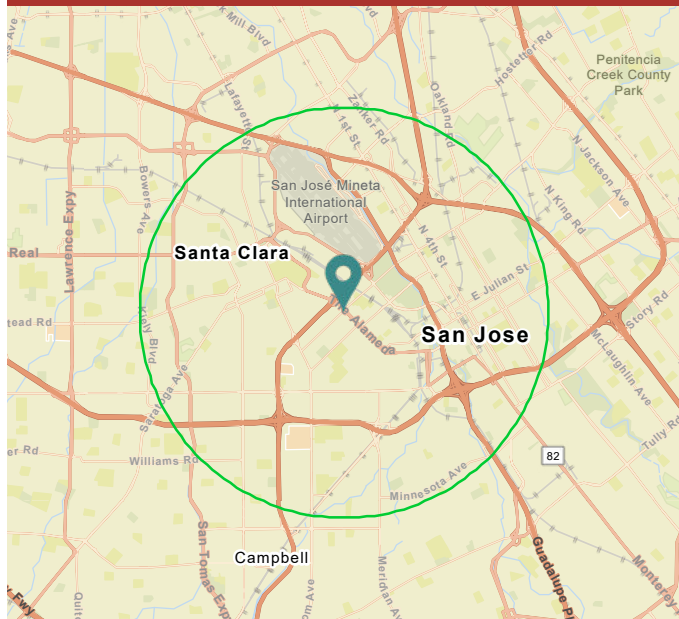
The Rose Building

1885 The Alameda, San Jose

DEMOGRAPHIC PROFILE

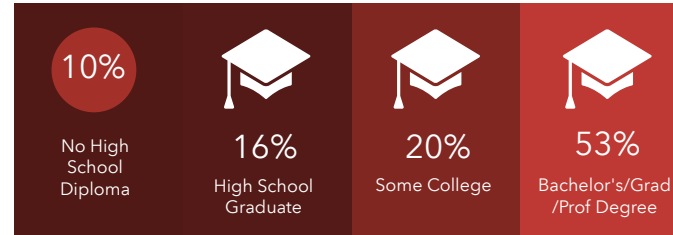
1885 The Alameda, San Jose, California, 95126

Ring of 3 miles




This infographic contains data provided by Esri. The vintage of the data is 2023, 2028. © 2024 Esri

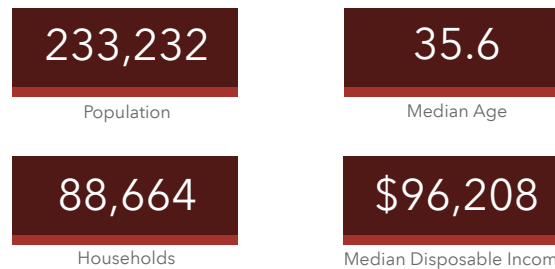
EDUCATION



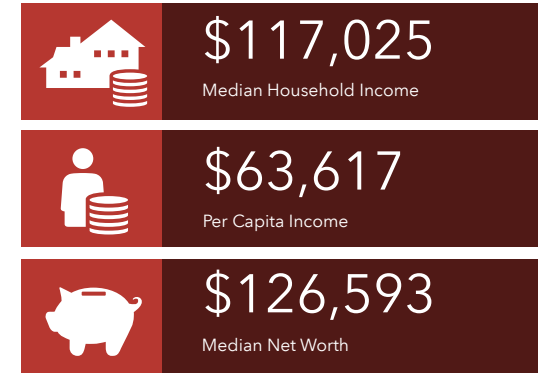
EMPLOYMENT



KEY FACTS



INCOME



HOUSEHOLD INCOME (\$)

